



Looking to boost productivity in Windows 11? Microsoft's **PowerToys** gives you superpowers with a suite of tools and time-saving **keyboard shortcuts**.

In this blog, we're covering the full **PowerToys shortcuts list for Windows 11**. You'll learn how each utility works, what its shortcut is, how to customize it, and how to use these tools to solve real-world problems.

What is Microsoft PowerToys?

PowerToys is an official utility suite from Microsoft, designed to enhance Windows with **power-user features** that go beyond the default functionality. Each module is built to solve a common productivity or workflow problem.

PowerToys Shortcuts List for Windows 11

Here's a comprehensive breakdown of the most useful PowerToys tools and their shortcuts:

Color Picker

Shortcut: Win + Shift + C

What it does: Instantly grab the color code (HEX, RGB, HSL, etc.) from anywhere on your screen.

Best for: Designers, developers, and UI testers.

Text Extractor (OCR)

Shortcut: Win + Shift + T

What it does: Uses OCR to extract text from any image or screen content.

Best for: Copying text from screenshots, PDFs, error messages.

Always On Top

Shortcut: Win + Ctrl + T

What it does: Keeps any selected window pinned above others.

Best for: Video calls, calculators, notes, or instructions while multitasking.

PowerToys Run

Shortcut: Alt + Space

What it does: Launch apps, files, web searches, and more — instantly.



Best for: Replacing the Windows Start Menu and boosting app launching.

FancyZones

Shortcut: Win + ~ (tilde)

What it does: Lets you arrange windows in custom layouts.

Best for: Multitasking on large or ultrawide screens.

Shortcut Guide

Shortcut: Hold Win key

What it does: Displays a cheat sheet of Windows key shortcuts.

Best for: Learning hidden shortcuts and navigation keys.

Keyboard Manager

Shortcut: No global shortcut

What it does: Remap any key or shortcut to another.

Best for: Customizing your keyboard layout or replacing annoying key combos.

PowerToys Peek

Shortcut: Ctrl + Space (or customizable)

What it does: Peek inside selected file (PDF, images, markdown, etc.) without opening.

Best for: Developers, designers previewing files in folders quickly.

Quick Accent

Shortcut: Press and hold the letter key, then press the activation key

What it does: Helps type accented characters (é, ñ, ü) easily.

Best for: Writing in non-English languages or adding accents quickly.

Mouse Utilities

Includes features like:

- **Find My Mouse:** Shake the mouse or Press Ctrl twice
- **Mouse Highlighter:** Win + Shift + H
- **Mouse Pointer Crosshairs:** Ctrl + Alt + P



File Locksmith

Shortcut: No shortcut (Right-click context menu)

What it does: Shows which apps are using a file (to safely close or unlock it).

Best for: Fixing “file in use” errors.

Hosts File Editor

Shortcut: No shortcut

What it does: Simplifies editing of the `hosts` file in Windows.

Best for: Developers and testers working with local domains.

Environment Variables Manager

Shortcut: No shortcut

What it does: GUI to manage Windows environment variables.

Best for: Developers dealing with Python, Java, Node.js setups.

Registry Preview

Shortcut: No shortcut

What it does: Preview and safely apply `.reg` files.

Best for: Sysadmins and power users customizing the Windows registry.

Real Problems PowerToys Solves

Problem	PowerToys Tool	How It Helps
Extracting text from error boxes	Text Extractor	Use OCR to copy text
Need to copy screen color	Color Picker	One-click color detection
Too many windows	FancyZones / Always on Top	Organize or pin them
Tired of Start menu	PowerToys Run	Fast app launcher
Need accented characters	Quick Accent	Easy typing support



1. How do I enable PowerToys in Windows 11?

After installing PowerToys, open it and enable the utilities you need via the left panel.

2. Can I change the shortcut keys in PowerToys?

Yes! Most shortcuts are **fully customizable**. Go to:
PowerToys Settings → [Tool Name] → Activation Shortcut

3. Why are PowerToys shortcuts not working?

PowerToys may not be running in the background
Shortcut is conflicting with another app
You need admin permissions to use some features

4. Is PowerToys safe and free?

Yes. PowerToys is **open-source**, **free**, and **developed by Microsoft**. You can download it from [GitHub](#) or the Microsoft Store.

Conclusion

The **PowerToys shortcuts list for Windows 11** offers far more than just hotkeys. It's a full-on productivity upgrade that solves common real-world problems for developers, designers, business users, and casual Windows fans alike.

If you're not using PowerToys, you're **missing out on a faster, smarter, and more enjoyable Windows experience**.

Subscribe for Newsletter

Name

Email



Mastering Xcode Keyboard Shortcuts for Swift Development

Whether you're a beginner or seasoned iOS developer, mastering **Xcode keyboard shortcuts** can drastically improve your productivity. Navigating, editing, building, and debugging code becomes much smoother when you're not constantly reaching for the mouse. In this article, we'll explore some of the most essential Xcode shortcuts along with



niche and frequently asked shortcut-related tips.

Xcode Shortcuts for Code Navigation

Efficient navigation is critical when working with large codebases. These **Xcode shortcuts for code navigation** help you jump between files, classes, functions, and even errors effortlessly:

- **⌘ + Shift + O** - Quickly open any file, symbol, or function by name.
- **Control + ⌘ + J** - Jump to definition of a selected symbol (e.g., a function or variable).
- **⌘ + ↑ / ↓** - Switch between .h and .m files or Swift class and extension.
- **⌘ + Shift + J** - Reveal current file in the Project Navigator.
- **Control + 6** - View all methods and properties in the current file for quick access.

These shortcuts eliminate the need for excessive scrolling and searching, letting you focus on writing better code.

Xcode Build and Run Keyboard Shortcuts

Every developer needs to compile and run their app frequently. Here are the **Xcode build and run keyboard shortcuts** to speed up your test cycle:

- **⌘ + R** - Run the current scheme on a simulator or device.
- **⌘ + B** - Build your current project or workspace.
- **⌘ + .** - Stop the current build or running task.
- **Shift + ⌘ + K** - Clean the build folder to resolve stubborn issues.
- **⌘ + U** - Run unit tests for the current test target.

With these in your muscle memory, you can test iterations faster and stay focused on problem-solving.

Also Read: [7 Zip keyboard shortcuts](#)

Xcode Shortcuts for SwiftUI Canvas Toggle

SwiftUI's live preview canvas is powerful—but only if you know how to control it. Use these **Xcode shortcuts for SwiftUI canvas toggle** and layout management:

- **Option + ⌘ + Enter** - Toggle the SwiftUI canvas on and off.
- **Option + ⌘ + P** - Resume live preview in the canvas.



- **Control + Option + ⌘ + Enter** - Toggle Assistant Editor and Preview side by side.

Toggling the canvas quickly makes layout debugging smoother and improves your design-development loop.

1. What is the **Xcode multiline cursor shortcut Control Shift**?

To enable **multiline cursor editing** in Xcode, use:

Control + Shift + Click (Click in multiple places while holding Control + Shift).

This allows simultaneous typing or deletion across multiple lines.

2. What is the **Xcode comment uncomment selection shortcut**?

To **comment or uncomment code**, select the lines and press:

⌘ + / (Command + forward slash).

Works for both Swift and Objective-C.

3. What is the **Xcode jump to definition shortcut Control Command J**?

This is used to **jump to a symbol's definition**. The correct shortcut is:

Control + ⌘ + J

You can also use **Control + Click → Jump to Definition**.

4. How to **fold and unfold code blocks in Xcode**?

Use the following:

⌘ + Option + ← - Fold current block

⌘ + Option + → - Unfold current block

Helps clean up large functions or nested structures.

5. How to **change default keyboard bindings in Xcode**?

Go to:

Xcode > Settings > Key Bindings

You can search, reassign, or export your customized shortcut layout. More details can be found in [Apple's Xcode Documentation](#).



What is the **Xcode toggle debug area shortcut Shift Command Y**?

To **show/hide the debug area** (console and debugger), use:

Shift + ⌘ + Y

Final Thoughts

Learning and using **Xcode keyboard shortcuts** is not just about speed—it's about reducing fatigue, improving accuracy, and making development enjoyable. Whether you're navigating files, building code, or previewing UI, these shortcuts will help you move like a pro in Xcode.

For more tech tutorials, shortcuts and premium fonts visit www.tutorialsbynitin.com and stay ahead in your dev journey.

Bonus Resource

For a visual reference of Xcode shortcuts, check out this [Xcode Shortcut PDF Cheat Sheet](#) - great to keep pinned on your wall or desktop.

Subscribe for Newsletter

Name

Email



If you're a frequent user of **VLC Media Player** on **Windows**, mastering its **keyboard shortcuts** can make your video-watching or media-editing experience faster, smoother, and more efficient.

In this guide, we'll explore the **most useful VLC Player keyboard shortcuts for Windows**, grouped by functionality, along with some hidden hotkeys you probably didn't know existed.

Why Use VLC Player Keyboard Shortcuts?

- VLC Player is a powerful and versatile media player. But constantly using your mouse can slow you down. That's where keyboard shortcuts come in. Whether you're adjusting volume, skipping scenes, taking screenshots, or toggling subtitles—**VLC keyboard shortcuts** help you do it all **without lifting your hands off the keyboard**.
- 6.



Basic Playback Controls

Action	Shortcut Key
Play / Pause	Spacebar
Stop	S
Faster Playback	+
Slower Playback	-
Normal Speed	=
Next Media	N
Previous Media	P

Audio Controls

Action	Shortcut Key
Volume Up	Ctrl + Up Arrow
Volume Down	Ctrl + Down
Mute / Unmute	M
Increase Delay (Audio Sync)	K
Decrease Delay	J

Also Read: [7 Zip keyboard shortcuts](#)

Seeking / Jumping



Action	Shortcut Key
Jump Forward (10 seconds)	Right Arrow
Jump Backward (10 seconds)	Left Arrow
Fast Forward (1 min)	Ctrl + Right
Rewind (1 min)	Ctrl + Left
Jump to Specific Time	Ctrl + T

Video & Subtitle Controls

Action	Shortcut Key
Toggle Fullscreen	F
Take Screenshot	Shift + S
Increase Subtitle Delay	H
Decrease Subtitle Delay	G
Toggle Subtitles On/Off	V

Advanced & Miscellaneous

Action	Shortcut Key
Open File	Ctrl + O
Open Subtitle File	Ctrl + L
Open Playlist	Ctrl + L
Preferences	Ctrl + P



Action	Shortcut Key
--------	--------------

Quit VLC Player	Ctrl + Q
-----------------	----------

Pro Tip: Customize Your VLC Shortcuts

You can **customize VLC keyboard shortcuts** easily:

1. Open VLC Player.
2. Go to **Tools > Preferences**.
3. Click on the **Hotkeys** tab.
4. Double-click any shortcut and set your preferred key.

This is especially useful for power users who want to personalize their media experience.

How do I take a screenshot in VLC on Windows?

Use the shortcut **Shift + S** to instantly capture a screenshot of the video.

How do I fast forward in VLC using the keyboard?

Use the **Right Arrow** for 10 seconds forward or **Ctrl + Right Arrow** to skip 1 minute ahead.

Can I control VLC with global hotkeys?

Yes, VLC allows you to set **global hotkeys** in preferences, so you can control playback even when VLC isn't in focus.

Final Thoughts

Learning these **VLC Player keyboard shortcuts for Windows** can save you a lot of time and enhance your viewing experience. Whether you're a casual viewer or a media enthusiast, these hotkeys are your secret weapon to getting the most out of VLC.

Subscribe for Newsletter

Name



Email ☐



If you're using **7-Zip** regularly for file compression or extraction, mastering **7-Zip keyboard shortcuts** can drastically improve your workflow. Whether you're navigating the file manager, creating archives, or extracting files, keyboard shortcuts let you get the job done faster—without ever touching the mouse.

In this article, we'll walk you through the most useful 7-Zip keyboard shortcuts for Windows, how to use them efficiently, and how they can save you time every day.

Contents [hide](#)

- 1 [Compressing Files](#)
- 2 [Extracting Files](#)
- 3 [Navigating 7-Zip File Manager](#)
- 4 [7 Zip Shortcut Keys](#)
- 5 [What is the shortcut to extract files in 7-Zip?](#)
- 6 [Can I use 7-Zip entirely with the keyboard?](#)
- 7 [Is 7-Zip faster with keyboard shortcuts?](#)
- 8 [Subscribe for Newsletter](#)
- [What Is 7-Zip?](#)

7-Zip is a free, open-source file archiver for Windows that supports a wide range of archive formats including `.zip`, `.7z`, `.rar`, and more. Known for its high compression ratio and lightweight interface, it's a popular alternative to tools like WinRAR or WinZip.

But what many users don't realize is that 7-Zip supports a variety of **keyboard shortcuts** that can boost productivity significantly.

[Why Use 7-Zip Keyboard Shortcuts?](#)

Using keyboard shortcuts in 7-Zip gives you:

- [Faster access](#) to common functions like compressing, extracting, and testing archives.
- [Mouse-free operation](#), especially helpful for power users or IT admins.
- [Improved efficiency](#) when managing large sets of files or batch jobs.

[Task-Specific 7-Zip Keyboard Shortcuts](#)

Let's break it down further based on what you want to accomplish:



☐ Compressing Files

- **F9** - Open the archive creation dialog quickly
- **Enter** - Confirm and start compression

☐ Extracting Files

- **Alt + E** (customizable or accessible through menu navigation)
- **Enter** - Extract selected files
- **Backspace** - Navigate to parent directory after extraction

☐ Navigating 7-Zip File Manager

- **Backspace** - Go up a directory level
- **Ctrl + A** - Select all files
- **Ctrl + C / Ctrl + V** - Copy and paste inside archive

7 Zip Shortcut Keys

Shortcut Key	Information	State
Enter	Open current item	File
Ctrl + PgDN	Open current item as folder inside 7-Zip	File
Shift + Enter	Open current item in new window	File
F4	Open selected item with editor	File
F2	Rename selected item	File
F5	Copy selected items	File
F6	Move selected items	File



Delete	Delete selected items	File
Ctrl + Z	Set comment for file	File
F7	Create new folder	File
Shift + F4	Creates new file	File
Alt + F4	Closes the program.	File
Shift + +	Select all items	File
Shift + -	Select all items	Edit
Shift + *	Select / Deselect all items	Edit
+	Select specified items	Edit
-	Deselect specified items	Edit
Alt + +	Select all items with the same extension as current item	Edit
Alt + -	Deselect all items with the same extension as current item	Edit
Ctrl + 1	Displays items by using large icons	Edit
Ctrl + 2	Displays items by using small icons	View
Ctrl + 3	Displays items in a list	View
Ctrl + 4	Displays items in a list with detailed information about each item	View
F3	Sort items by Name	View
Ctrl + F4	Sort items by Type	View



Ctrl + F5	Sort items by Date	View
Ctrl + F6	Sort items by Size	View
Ctrl + F7	Do not sort items	View
1	Switch On/Off second panel	View
Backspace	Open the folder one level up	View
Alt + F12	Open folders history	View
Ctrl + R	Refresh items list	View
F1	Opens 7-Zip Help	View
Tab	Switch between panels	View
Insert	Select / Deselect current item	Miscellaneous commands
Shift + F10	Display the shortcut menu for the selected items	Miscellaneous commands
Alt + 9	Open folder bookmark	Miscellaneous commands
Shift + Alt + 9	creates folder bookmark	Miscellaneous commands
Alt + F1	Edit the Folder Address on left panel	Miscellaneous commands
F2	Edit the Folder Address on right panel	Miscellaneous commands
Ctrl + +	Adjust optimal column width for items	Miscellaneous commands



Top Arrow

Open same folder in other panel

Miscellaneous
commands

Alt + Left Arrow

Open current folder in other panel

Miscellaneous
commands

What is the shortcut to extract files in 7-Zip?

There's no default single-key shortcut, but pressing **Enter** after selecting files and choosing "Extract" from the toolbar speeds up the process.

Can I use 7-Zip entirely with the keyboard?

Yes, you can navigate the entire 7-Zip interface with keyboard shortcuts, including opening archives, selecting files, and compressing or extracting files.

Is 7-Zip faster with keyboard shortcuts?

Definitely. For frequent users, using **7-Zip keyboard shortcuts** reduces reliance on the mouse and boosts task speed by up to 30%.

Subscribe for Newsletter

Name

Email

Social Media Holidays July 2025 - Plan with Our Ultimate July 2025 Content Calendar. If you're a content creator, marketer, or brand manager looking to stay ahead, this **July 2025 content calendar** is your go-to tool. With a variety of awareness days, national observances, and fun celebrations lined up, you have the perfect opportunity to create high-performing social media posts that engage your audience and elevate your brand presence.

In this blog, we'll break down all the important **social media holidays July 2025**, along with creative ideas and content tips to help you plan better.

Why You Need a July 2025 Content Calendar

Whether you're managing Instagram, LinkedIn, Facebook, or Twitter (X), having a **social media content calendar** helps you:



- Maintain consistency
- Increase engagement with timely posts
- Stay relevant with trending topics
- Reduce last-minute planning stress
- Align your marketing goals with audience behavior

Complete List of Social Media Holidays - July 2025

☐ Tuesday, 1st July 2025

- **National Doctor's Day (India):** Celebrate healthcare heroes with heartfelt messages or thank-you campaigns.
- **Van Mahotsav:** Promote tree plantation drives or sustainable brand initiatives.

☐ Wednesday, 2nd July 2025

- **World UFO Day:** Get quirky with memes, alien-themed posts, or brand "mysteries."

☐ Sunday, 6th July 2025

- **International Kissing Day**
- **Ashura**
- **Shayani Ekadashi**

☐ Monday, 7th July 2025

- **World Chocolate Day:** Great for food brands, cafes, and gifting ideas. Share recipes or deals!

Also Read: [Best Ligature fonts](#)

☐ Thursday, 10th July 2025

- **National Piña Colada Day**
- **Guru Purnima:** Recognize mentors or educators who've shaped your journey.

☐ Saturday, 12th July 2025

- **National Simplicity Day:** Perfect for minimalist brands, life tips, or journaling content.

☐ Wednesday, 16th July 2025

- **World Snake Day**



☐ **Thursday, 17th July 2025**

- **World Emoji Day:** Use emojis creatively across your captions and stories.

☐ **Sunday, 20th July 2025**

- **National Moon Day:** Throwback to the moon landing, night photography, or dreamy content.

☐ **Tuesday, 22nd July 2025**

- **National Mango Day**
- **National Flag Day**

☐ **Thursday, 24th July 2025**

- **Cousins Day**

☐ **Saturday, 26th July 2025**

- **Kargil Vijay Diwas:** Honor the bravery of Indian soldiers.

☐ **Sunday, 27th July 2025**

- **Hariyali Teej**

☐ **Monday, 28th July 2025**

- **World Hepatitis Day**

☐ **Tuesday, 29th July 2025**

- **National Lasagna Day**
- **International Tiger Day**
- **Nag Panchami**

☐ **Thursday, 31st July 2025**

- **Tulsidas Jayanti**
- **Martyrdom Day of Shaheed Udham Singh**

Content Creation Tips for July 2025

Here are a few pro tips to help you make the most out of the **Social Media Holidays July**



2025 list:

1. **Use Visual Carousels & Reels:** Showcase your products, services, or quotes relevant to the day.
2. **Hashtags Are Key:** Pair your posts with trending hashtags to expand reach.
3. **Engage Your Audience:** Use polls, quizzes, and “Did you know?” content to interact.
4. **Create Value-Driven Posts:** Tie the theme of the day back to your audience’s interests or problems.
5. **Repurpose Your Best Content:** Take a past successful post and give it a July holiday twist.

Final Thoughts

With this **July 2025 content calendar**, you’re equipped to create engaging, timely, and purposeful content that resonates with your audience. Don’t wait for last-minute ideas—start planning now using these **Social Media Holidays July 2025** as your guide.

□ **Bookmark this article**, share it with your content team, and keep showing up consistently across platforms!

Explore more design and content resources at www.tutorialsbynitin.com

Follow on Instagram: [@nitinmonga14](https://www.instagram.com/nitinmonga14)

Subscribe for Newsletter

Name □

Email □



When it comes to creating memorable logos, sleek branding, or modern editorial layouts, **ligature fonts** offer a perfect blend of style and sophistication. Ligatures—special character combinations where two or more letters are merged into a single glyph—add a unique aesthetic touch that elevates your typography game.

In this article, we’ll explore the **best ligature fonts for graphic designers**, each carefully curated to meet the needs of modern creatives. Whether you’re designing for luxury brands, fashion labels, or high-end websites, these fonts bring elegance, personality, and refinement to your work.

Let’s dive into the **top ligature fonts for modern design**.



Equila - Refined Elegance with Fluid Ligatures

Equila is a stunning serif font that combines modern luxury with classic form. Its elegant ligatures flow seamlessly, making it perfect for **branding and editorial design**. The stylish letter connections give it a high-fashion feel that's ideal for designers working with premium or lifestyle brands.

Best for: Logo design, magazine titles, and luxury packaging


Why designers love it: Elegant ligatures, smooth transitions, and timeless appeal



7 Zip Shortcut Keys Download PDF



7 Zip Shortcut Keys Download PDF



Thanks for choosing Tutorials by Nitin



Avelire - Clean, Modern, and Sophisticated

Avelire stands out with its **clean ligature forms** and minimalist style. Its subtle curves and clever glyph pairings make it a great option for **minimalist design projects**. The font maintains readability while still providing artistic value.

Best for: Website headers, portfolio branding, editorial layouts

Why designers love it: Modern simplicity with a unique typographic twist



7 Zip Shortcut Keys Download PDF



Free for Personal use

AVELIRE

Avelire

For **download fonts** Join our **Whatsapp Channel**

 [Link in Bio](#)



Blancmaira - For a Touch of Class and Creativity

Blancmaira is the kind of font that catches your eye instantly. With bold, decorative ligatures and a soft yet confident structure, it's the ideal font for **creative ligatures in logos** and fashion-forward branding.

Best for: Boutique brands, fashion logos, and packaging

Why designers love it: High-impact design with balanced ornamentation



7 Zip Shortcut Keys Download PDF




BLANCMAIRA

Blancmaira

Free for Personal use

For **download fonts** Join our **Whatsapp Channel**

 Link in Bio



Derona - Vintage Meets Modern

Derona strikes a perfect balance between vintage charm and modern sophistication. Its ligatures are smartly crafted to bring **artistic flair to high-end branding** without sacrificing readability. It's a top choice for **stylish ligature fonts for branding** projects.

Best for: Editorial spreads, book covers, and product packaging

Why designers love it: Retro feel with a clean, updated structure

Also Read: [***Calm Fonts for designers***](#)



7 Zip Shortcut Keys Download PDF




DERONA

Derona

Free for Personal use

For **download fonts** Join our **Whatsapp Channel**

 [Link in Bio](#)



Xerina - Sharp, Sleek, and Sophisticated

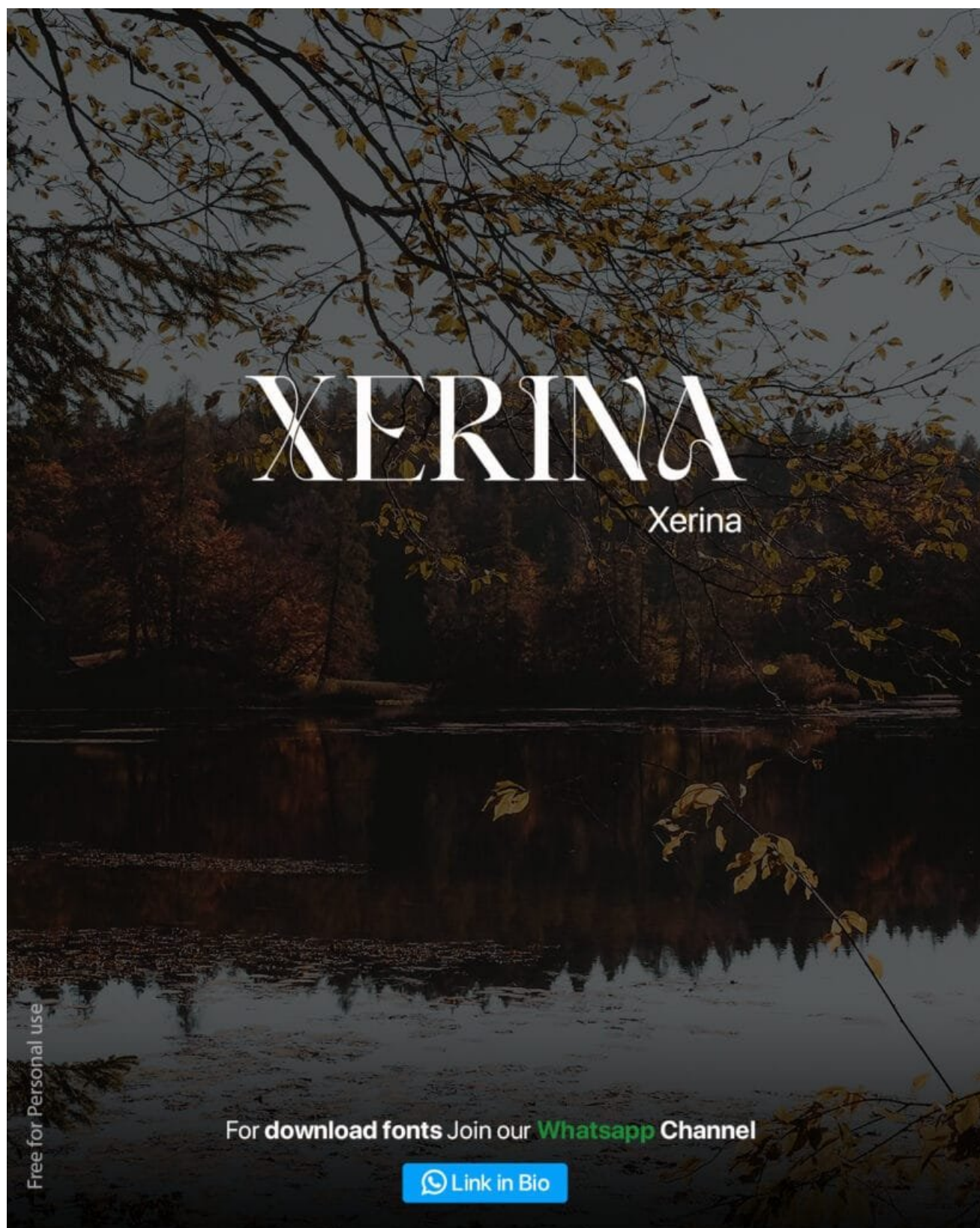
Xerina is a bold font with tight, well-structured ligatures that make it ideal for **professional design fonts**. Its sharp angles and confident curves create a visual rhythm that works well across digital and print media.

Best for: Tech branding, portfolios, headlines

Why designers love it: Strong personality with balanced letter spacing



7 Zip Shortcut Keys Download PDF




XERINA

Xerina

Free for Personal use

For download fonts Join our **Whatsapp** Channel

 Link in Bio



Velista - Soft Curves and Signature Style


Velista offers a smooth, handwritten-inspired serif experience with thoughtfully designed ligatures that add a personal touch. It's perfect for designers looking for **free ligature fonts for creatives** that don't compromise on quality.

Best for: Wedding branding, social media graphics, logos

Why designers love it: Warm and personal with beautiful glyph pairings



7 Zip Shortcut Keys Download PDF





7 Zip Shortcut Keys Download PDF

↓ Download

261 KB

Source: <https://befonts.com/>

Subscribe for Newsletter

Name

Email

